

**TOWN OF GRANBY
APPLICATION FOR CURB CUT PERMIT
19 V.S.A. § 1111**

Instructions:

- 1) Fill out Section I of this application. Read Sections II and IV and review the standards on the back page.
- 2) Contact the Road Foreman at (328-4442) to schedule a site visit. You will need to be present to indicate the exact location of the proposed driveway. If you can not be present, the exact location must be marked with stakes and surveyor's tape. The Road Foreman will complete Section III.
- 3) After the Road Foreman completes Section III, if you agree to the conditions, sign the application and mail or bring it to the Town Clerk's Office, PO Box 56 9005 Granby Road, Granby, VT 05840. Phone: (802) 328-3611 **NOTE: You must include the recording fee of \$10.00 at the time of application.**
- 4) The Selectboard will review the permit application at their next meeting. If the permit is granted, you will receive a signed copy in the mail.
- 5) The completed driveway will be inspected for compliance with the conditions of this permit.

SECTION I - TO BE COMPLETED BY PERMITTEE

Applicant name _____
Address _____
Phone # day _____ evening _____
Parcel ID _____
Road name _____
Side of road (north/south/east/west) _____
When facing the road from the centerline of the proposed driveway location:
Sight distance left _____
Sight distance right _____
Distance to edge of property left _____
Distance to edge of property right _____
Approximate distance to nearest driveway or intersection _____

SECTION II - STANDARD CONDITIONS

- 1) To be built as specified
 - 2) Minimum sight distance of 225 feet in a 35 mph speed zone, or less upon special provision by the Selectboard
 - 3) Installation and maintenance of a culvert (if required) is the responsibility of the permittee
 - 4) Any clearing required to achieve the required sight distance shall be annually maintained by the permittee
 - 5) The driveway is to be constructed and maintained so as not to permit water to run into any Town road (i.e. crowned, diverted, and ditched as necessary)
 - 6) A 12' minimum flat area at the end of the drive at the intersection with the road is required, or less upon special provision by the Selectboard.
-

SECTION III - TO BE COMPLETED BY THE ROAD FOREMAN

Is a culvert required? Y N

Culvert diameter _____

Culvert length _____

Minimum depth to top of culvert _____

Other special conditions _____

Confirmed sight distance

Left _____

Right _____

Road Foreman name

Date

Signature

SECTION IV - ACCESS PERMIT

Notice: This permit is issued in accordance with Title 19, Chapter 11, V.S.A. relative to all highways within the control and jurisdiction of the Town of Granby. The issuance of this permit does not release the applicant from

any requirements of statutes, ordinances, rules and regulations administered by other governmental agencies. The permit will be effective upon compliance with such of these requirements as are applicable and continue in effect for as long as the present land use continues. Any change from the present land use will require a new permit. This permit is issued subject to the directions, restrictions and conditions contained herein and on the reverse of this form and any attachments hereto, and covers only the work described in this application, and then only when the work is performed as directed. Violations are subject to the penalties set forth in Title 19, Chapter 11, V.S.A. of fines of not less than \$100 nor more than \$10,000 for each violation.

The permittee agrees to all conditions set forth above and herein.

Permittee

Name

Date

Signature

This permit is not valid until signed above. This permit is binding upon any and all future owners of this property. Non-compliance may result in fines and/or termination of permit. 19 VSA §1111.

Dated at Granby this _____ day of _____

Selectperson

Selectperson

Selectperson

SECTION V - DRIVEWAY AS BUILT

This driveway was inspected on _____ and conforms to the conditions specified in this permit.

Signature _____ Title _____ Date _____

FOR OFFICE USE ONLY

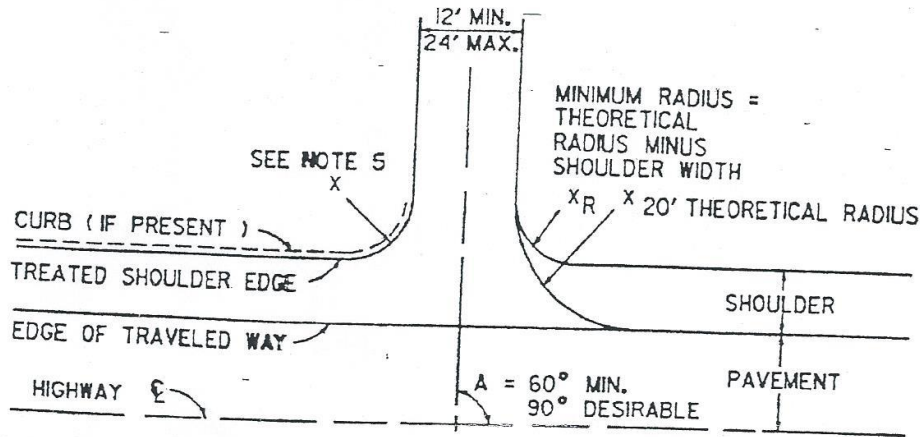
Recording fee received _____

Notice Recorded _____

911 Address _____

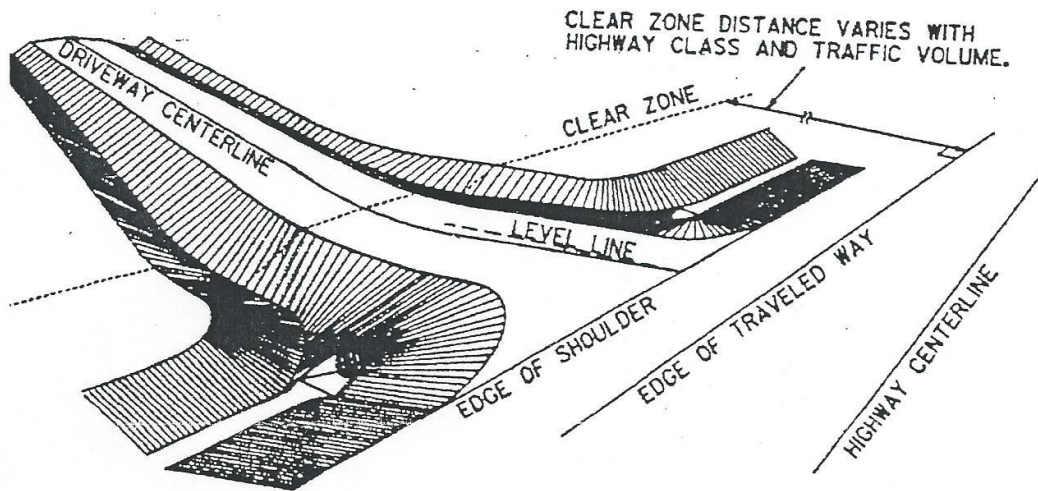
DETAIL A

RESIDENTIAL DRIVE



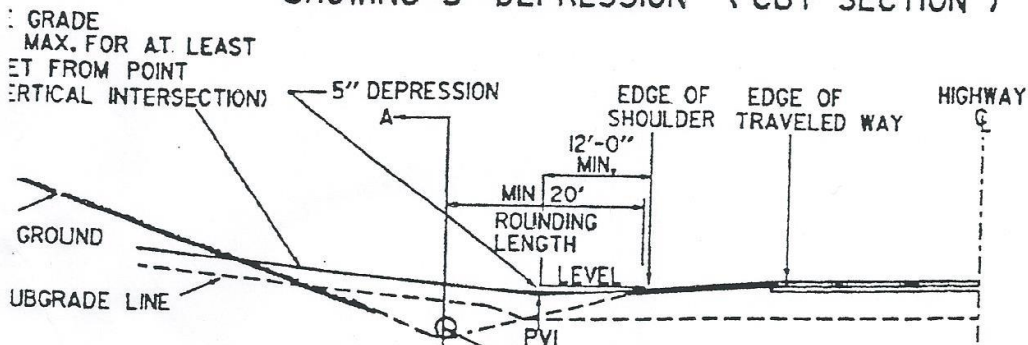
DETAIL G

**PERSPECTIVE SKETCH OF DRIVE INTERSECTION
SHOWING DEPRESSION**



DETAIL H

**PROFILE OF DRIVE INTERSECTION
SHOWING 5" DEPRESSION (CUT SECTION)**



(SEE NOTE 7) CULVERT IF NEEDED TO BE SIZE SHOWN ON
PLANS BUT NO LESS THAN 18" DIAMETER

**STANDARD
B-71**



**STANDARDS FOR RESIDENTIAL
AND
COMMERCIAL DRIVES**

GREATER THAN MINIMUM VALUES TO BE USED WHENEVER FEASIBLE